

LANCASTER

4" Submersible Well Pumps
 SERIES C35 - 35 GPM
 3 Wire Motors - 1 & 3 Phase

MODEL NO.		C3510006					C3515008					C3520010					
Voltage-Phase		230-Single/Three					230-Single/Three					230-Single/Three					
1 Ph. Length-Weight		26.73"-33 lbs.					31.10"-38 lbs.					35.10"-44 lbs.					
Stages-Discharge		6-2"					8-2"					10-2"					
PSI Dischg. Pressure		0	20	40	60	Max	0	20	40	60	Max	0	20	40	60	80	Max
DEPTH TO WATER IN FEET	20		2520	1800	720	65		2700	2220	1680	89		2820	2460	2100	1620	116
	40	2880	2220	1440		57	2940	2520	1980	1380	81	3000	2700	2280	1860	1380	107
	60	2640	1920	900		48	2760	2340	1740	1020	72	2880	2520	2100	1680	1080	99
	80	2340	1560			39	2580	2100	1440	540	63	2700	2340	1920	1440	780	90
	100	2040	1080			31	2400	1860	1080		54	2580	2160	1740	1200	240	81
	120	1680	420			22	2160	1560	660		46	2400	1980	1500	900		73
	140	1260				13	1920	1200			37	2220	1800	1260	480		64
	160	660				5	1620	840			28	2040	1620	960			55
	180						1320				20	1860	1320	600			47
	200						960				11	1680	1080				38
	220						480				2	1440	780				29
	240											1140	180				21
	260											840					12
	280											420					3

MODEL NO.		C3530014					
Voltage-Phase		230-Single/Three					
1 Ph. Length-Weight		44.04"-54 lbs.					
Stages-Discharge		14-2"					
PSI Dischg. Pressure		0	20	40	60	80	Max
DEPTH TO WATER IN FEET	20		2940	2760	2520	2220	165
	40		2880	2640	2400	2100	156
	60	3000	2820	2520	2280	1980	148
	80	2880	2700	2400	2160	1800	139
	100	2820	2580	2280	1980	1680	130
	120	2760	2460	2160	1860	1500	122
	140	2640	2340	2040	1740	1320	113
	160	2520	2220	1920	1560	1080	104
	180	2340	2100	1740	1380	840	96
	200	2220	1980	1620	1140	540	87
	220	2100	1800	1440	900		78
	240	1980	1680	1200	660		70
	260	1860	1500	1020	120		61
	280	1680	1320	720			52
	300	1560	1080	300			44
	320	1380	840				35
	340	1140	480				26
	360	900					18

MODEL NO.		C3550022					
Voltage-Phase		230-Single/Three					
1 Ph. Length-Weight		63.19"-87 lbs.					
Stages-Discharge		22-2"					
PSI Dischg. Pressure		0	20	40	60	80	Max
DEPTH TO WATER IN FEET	20			2940	2820	2700	268
	40			2880	2760	2640	259
	60		2940	2820	2700	2520	251
	80		2880	2760	2640	2460	242
	100	3000	2880	2700	2580	2400	233
	120	2940	2820	2640	2520	2340	225
	140	2880	2760	2580	2460	2280	216
	160	2820	2700	2520	2340	2160	207
	200	2700	2520	2400	2220	2040	190
	240	2580	2400	2220	2040	1920	173
	280	2400	2280	2100	1920	1740	155
	320	2280	2100	1920	1740	1500	138
	360	2160	1980	1800	1560	1200	121
	400	1980	1800	1560	1260	900	103
	450	1800	1560	1260	840	180	82
	500	1500	1200	780			60
	550	1200	780				38
	600	720					17

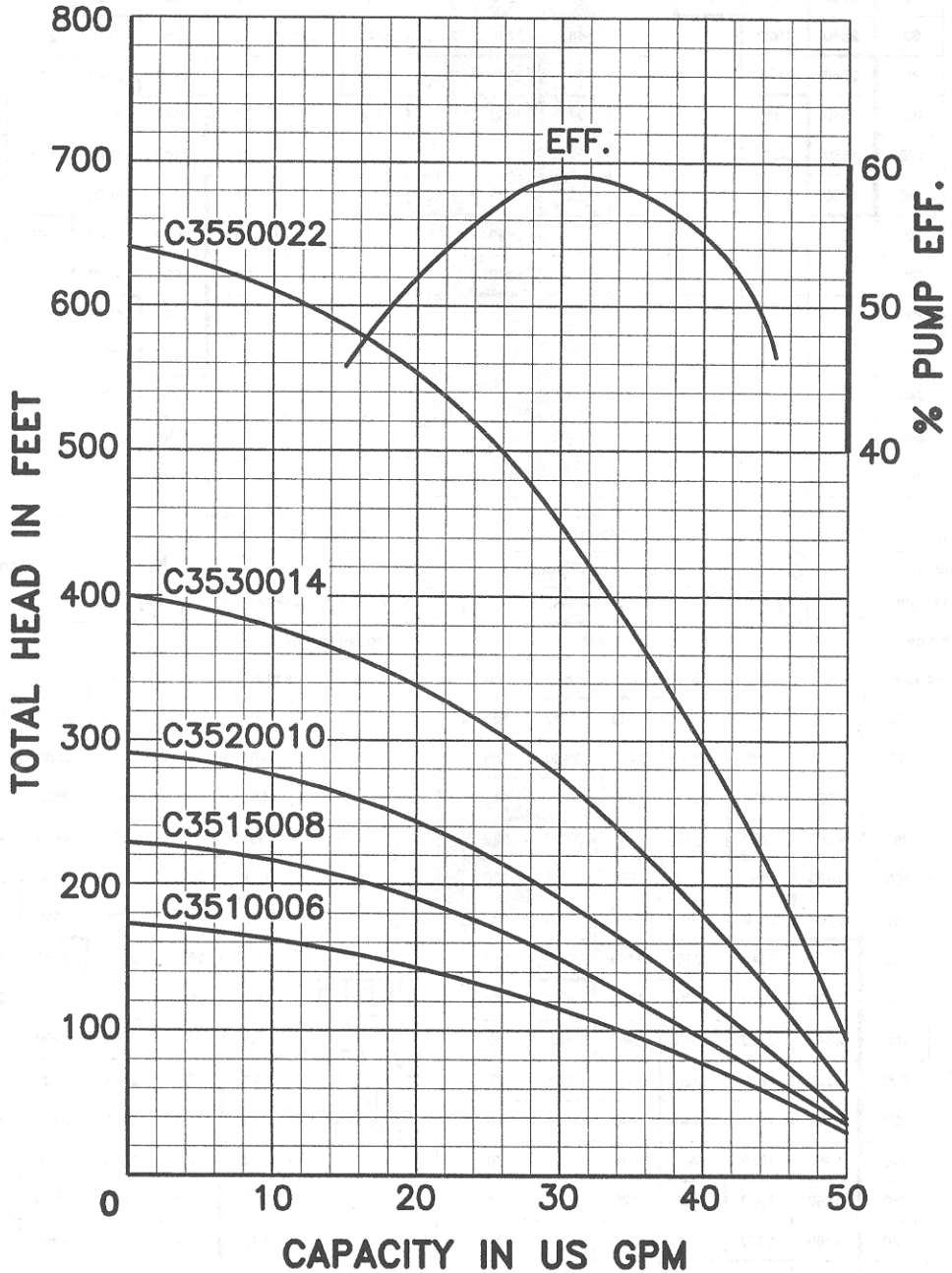
*Ratings are in gallons per hour. *Friction losses in discharge pipe and fittings are not included in these tables.

*Best efficiency range in bold grid.

Performance Curves

C35 SERIES SUBMERSIBLE PUMPS

1 to 5 H.P. For Wells 4" Diameter or Larger



LANCASTER PUMP A DIVISION OF C-B TOOL CO.

1340 Manheim Pike, Lancaster, PA 17601-3196 Phone 717-397-3521 Fax 717-392-0266 www.lancasterpump.com

09/06 Printed in U.S.A. - Trademark Registered - Specifications subject to change without notice.

LANCASTER

4" Submersible Well Pumps SERIES C45 - 45 GPM 3 Wire Motors - 1 & 3 Phase

MODEL NO.		C4515006					C4520008					C4530011					
Voltage-Phase		230-Single/Three					230-Single/Three					230-Single/Three					
1 PH. Length-Weight		34.6"-44 lbs.					40.6"-48 lbs.					51.3"-60 lbs.					
Stages-Discharge		6-2"					8-2"					11-2"					
PSI Dischg. Pressure		0	20	40	60	Max	0	20	40	60	Max	0	20	40	60	80	Max
DEPTH TO WATER IN FEET	20	4080	3300	2460	1320	74	4260	3480	3000	2460	104	4320	3840	3420	3000	2580	143
	40	3720	3000	2040	600	65	3900	3240	2760	2160	95	4080	3660	3240	2820	2340	134
	60	3420	2640	1500		56	3600	3060	2520	1740	87	3900	3480	3060	2640	2100	126
	80	3120	2160	840		48	3360	2820	2220	1320	78	3720	3300	2880	2400	1800	117
	100	2760	1680			39	3120	2580	1920	780	69	3540	3120	2700	2160	1440	108
	120	2340	1020			30	2880	2340	1440	90	61	3360	2940	2460	1860	1080	100
	140	1860	300			22	2640	1980	960		52	3180	2760	2220	1560	720	91
	160						2400	1620	300		43	3000	2520	1980	1200		82
	180						2100	1140			35	2820	2280	1680	840		74
	200						1740	540			26	2520	2040	1320			65
	220										18	2370	1740	1140			56
	240										9	2160	1440	960			48
	260											1860					39
	280											1560					30
300											1200					22	

MODEL NO.		C4550018					
Voltage-Phase		230-Single/Three					
1 PH. Length-Weight		76"-95 lbs.					
Stages-Discharge		18-2"					
PSI Dischg. Pressure		0	20	40	60	80	Max
DEPTH TO WATER IN FEET	40		3900	3600	3300	3060	227
	80	3960	3600	3360	3060	2820	210
	120	3660	3360	3120	2880	2640	193
	160	3420	3120	2880	2640	2400	175
	200	3180	2940	2820	2460	2100	158
	240	3000	2760	2700	2160	1800	141
	280	2760	2520	2220	1860	1380	123
	320	2520	2280	1920	1440		106
	360	2280	1920	1500	960		89
	400	1980	1560				71

MODEL NO.		C4575026					
Voltage-Phase		230-Three					
3 PH. Length-Weight		93.4"-103 lbs.					
Stages-Discharge		26-2"					
PSI Dischg. Pressure		0	20	40	60	80	Max
DEPTH TO WATER IN FEET	50				3480	3300	331
	100			3480	3300	3120	310
	150		3420	3240	3120	2880	288
	200	3420	3240	3060	2880	2700	266
	250	3240	3000	2880	2700	2460	245
	300	3000	2820	2700	2460	2220	223
	350	2820	2640	2460	2220	1980	201
	400	2640	2400	2220	1980	1740	180
	450	2400	2160	1980	1740	1500	158
	500	2160	1920	1740	1500	1140	136
	550	1920	1680	1440	1140	720	115
	600	1680	1440	1080	720	300	93
	650	1440	1080	720	300		71
	700	1080	660	300			50
	750	660	180				28

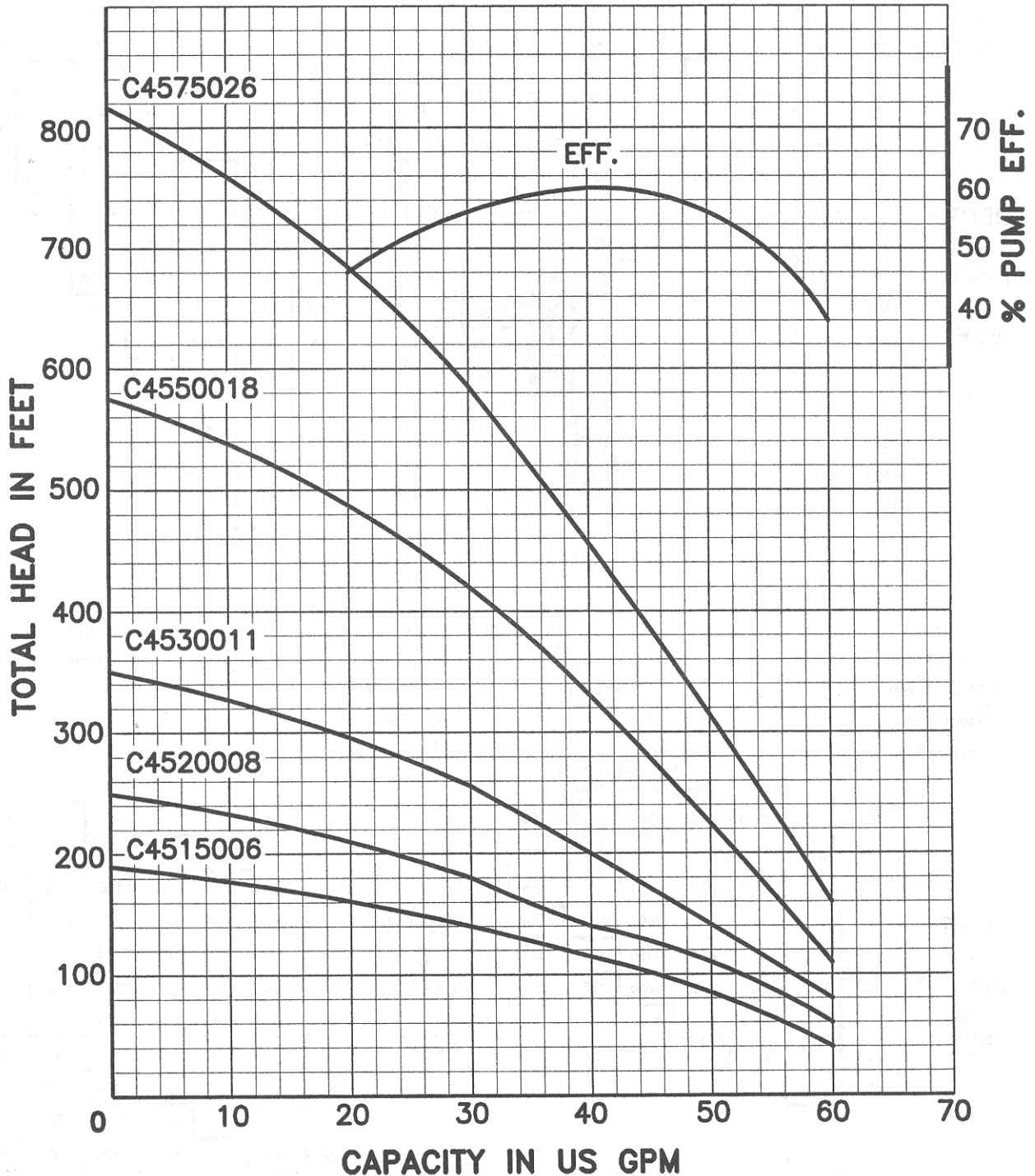
*Ratings are in gallons per hour. *Friction losses in discharge pipe and fittings are not included in these tables.

*Best efficiency range in bold grid.

Performance Curves

C45 SERIES SUBMERSIBLE PUMPS

1-1/2 to 7-1/2 H.P. For Wells 4" Diameter or Larger



LANCASTER PUMP A DIVISION OF C-B TOOL CO.

1340 Manheim Pike, Lancaster, PA 17601-3196 Phone 717-397-3521 Fax 717-392-0266 www.lancasterpump.com

09/06 Printed in U.S.A. - Trademark Registered - Specifications subject to change without notice.

LANCASTER

4" Submersible Well Pumps
 SERIES C60 - 60 GPM
 3 Wire Motors - 1 & 3 Phase

MODEL NO.		C6020006								C6030008							
Voltage-Phase		230-Single/Three								230-Single/Three							
1 PH. Length-Weight		36.1"-48 lbs.								44.5"-58 lbs.							
Stages-Discharge		6-2"								8-2"							
PSI Dischg. Pressure		0	10	20	30	40	50	60	Max	0	10	20	30	40	50	60	Max
DEPTH TO WATER IN FEET	20	5220	4800	4440	3960	3420	2760	1920	74	5400	5040	4740	4440	4140	3780	3360	108
	30	5040	4620	4200	3780	3180	2400	1440	69	5220	4920	4620	4320	4020	3660	3780	104
	40	4860	4440	4020	3540	2880	2040	960	65	5100	4800	4500	4200	3840	3480	2940	100
	50	4680	4260	3840	3240	2520	1620		61	4980	4680	4380	4080	3720	3240	2700	95
	60	4500	4080	3600	2940	2160	1140		56	4860	4560	4260	3900	3480	3000	2460	91
	70	4320	3900	3360	2640	1740			52	4740	4440	4080	3540	3300	2760	2160	87
	80	4140	3660	3060	2280	1260			48	4560	4260	3960	3360	3120	2520	1800	82
	90	3960	3420	2760	1860	780			43	4440	4140	3840	3180	2880	2220	1440	78
	100	3720	3120	2400	1440				39	4320	4020	3600	2940	2580	1920		74
	110	3480	2820	2040	960				30	4200	3840	3420	2700	2340	1560		69
	120	3240	2520	1560					26	4020	3660	3240	2400	2040			65
	130	2940	2160	1080					22	3900	3480	3000	2100	1680			61
	140								17	3720	3300	2760	1800	1320			56
	150								13	3540	3060	2520	1440				52
	160								9	3360	2820	2220					48
	170									3180	2580	1920					43
	180									2940	2280	1560					39

MODEL NO.		C6050013					
Voltage-Phase		230-Single/Three					
1 PH. Length-Weight		64.9"-91 lbs.					
Stages-Discharge		13-2"					
PSI Dischg. Pressure		0	20	40	60	80	Max
DEPTH TO WATER IN FEET	40	5100	4800	4200	3900	3600	165
	80	4800	4500	3900	3600	3000	147
	120	4500	4200	3600	3000	2400	130
	160	4200	3600	3300	2700	1800	113
	200	3900	3300	2700	1800	900	95
	240	3300	2700	2100	1200		78
	280	2700	2100	1500	300		61
	320	2100	1500	300			43

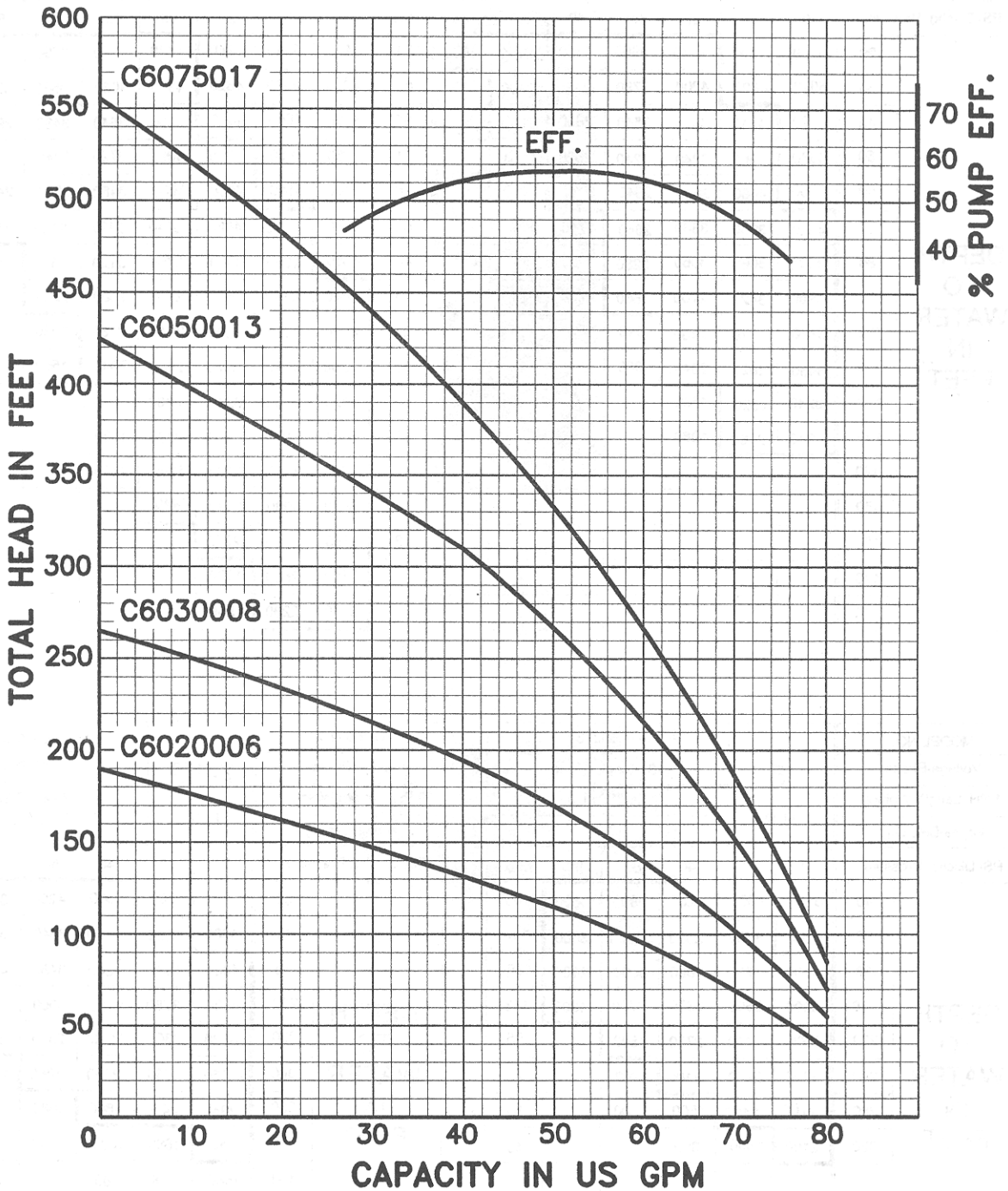
MODEL NO.		C6075017					
Voltage-Phase		230-Three					
3 PH. Length-Weight		73.4"-95 lbs.					
Stages-Discharge		17-2"					
PSI Dischg. Pressure		0	20	40	60	80	Max
DEPTH TO WATER IN FEET	50		4680	4500	4200	3900	221
	100	4680	4380	4140	3840	3540	199
	150	4380	4080	3840	3480	3060	177
	200	4080	3780	3480	3000	2580	156
	250	3780	3360	3000	2520	1920	134
	300	3360	2940	2460	1860	1140	113
	350	2940	2400	1800	1080	300	91
	400	2400	1680	1080	240		69
	450	1680	900	180			48
	500	900	120				26
550	120					4	

*Ratings are in gallons per hour. *Friction losses in discharge pipe and fittings are not included in these tables.
 *Best efficiency range in bold grid.

Performance Curves

C60 SERIES SUBMERSIBLE PUMPS

2 to 7-1/2 H.P. For Wells 4" Diameter or Larger



LANCASTER PUMP A DIVISION OF C-B TOOL CO.

1340 Manheim Pike, Lancaster, PA 17601-3196 Phone 717-397-3521 Fax 717-392-0266 www.lancasterpump.com

09/06 Printed in U.S.A. - Trademark Registered - Specifications subject to change without notice.

LANCASTER

4" Submersible Well Pumps
 SERIES C90 - 90 GPM
 3 Wire Motors - 1 & 3 Phase

MODEL NO.		C9020005						C9030007							
Voltage-Phase		230-Single/Three						230-Single/Three							
1 PH. Length-Weight		37.7"-48 lbs.						47.6"-58 lbs.							
Stages-Discharge		5-2"						7-2"							
PSI Dischg. Pressure		0	10	20	30	40	Max	0	10	20	30	40	50	60	Max
DEPTH TO WATER IN FEET	20	7800	6300	5100	3600	1500	43	8400	7200	6300	5400	4500	3000	1200	64
	30	7200	6000	4500	2700	300	39	7800	6600	5700	4800	3900	2400		59
	40	6600	5400	3900	1800		35	7200	6300	5400	4500	3300	1500		55
	50	6000	4800	3000	600		30	6900	6000	5100	3900	2400	300		51
	60	5400	4200	2100			26	6300	5700	4800	3300	1800			46
	70	4800	3300	900			22	6000	5100	4200	2700	600			42
	80	4200	2400				17	5700	4800	3600	2100				38
	90	3600	1200				13	5400	4200	3000	900				33
	100	2700					9	4800	3900	2100					29
	110	1800					4	4500	3300	1200					25
	120	600						3900	2400						20
	130							3300	1500						16
	140							2700	600						12
	150							1800							7
	160							900							.3

MODEL NO.		C9050012					
Voltage-Phase		230-Single/Three					
1 PH. Length-Weight		71.8"-91 lbs.					
Stages-Discharge		12-2"					
PSI Dischg. Pressure		0	20	40	60	80	Max
DEPTH TO WATER IN FEET	20	8700	7500	6300	5400	3900	115
	40	8100	6900	6000	4800	3300	106
	60	7500	6600	5400	4200	2400	97
	80	7200	6000	4800	3600	1500	89
	100	6600	5700	4200	2700	300	80
	120	6300	5100	3600	1800		71
	140	5700	4500	3000	900		63
	160	5100	3900	2100			54
	180	4800	3300	1200			45
	200	4200	2400				37
	220	3300	1500				28
	240	2700	300				19
	260	1800					11
	280	600					2

MODEL NO.		C9075019					
Voltage-Phase		230-Three					
3 PH. Length-Weight		92.7"-97 lbs.					
Stages-Discharge		19-2"					
PSI Dischg. Pressure		0	20	40	60	80	Max
DEPTH TO WATER IN FEET	20	8400	7800	6900	6300	5700	175
	50	8100	7200	6600	5700	5100	162
	80	7500	6600	6000	5400	4500	149
	110	6900	6300	5700	4800	3900	136
	140	6600	5700	5100	4200	3300	123
	170	6000	5400	4500	3600	2400	110
	200	5700	4800	3900	3000	1500	97
	230	5100	4200	3300	2100	600	84
	260	4500	3600	2700	1200		71
	290	3900	3000	1800	300		58
	320	3300	2100	600			45
	350	2700	1200				32
	380	1800	300				19
	410	900					6

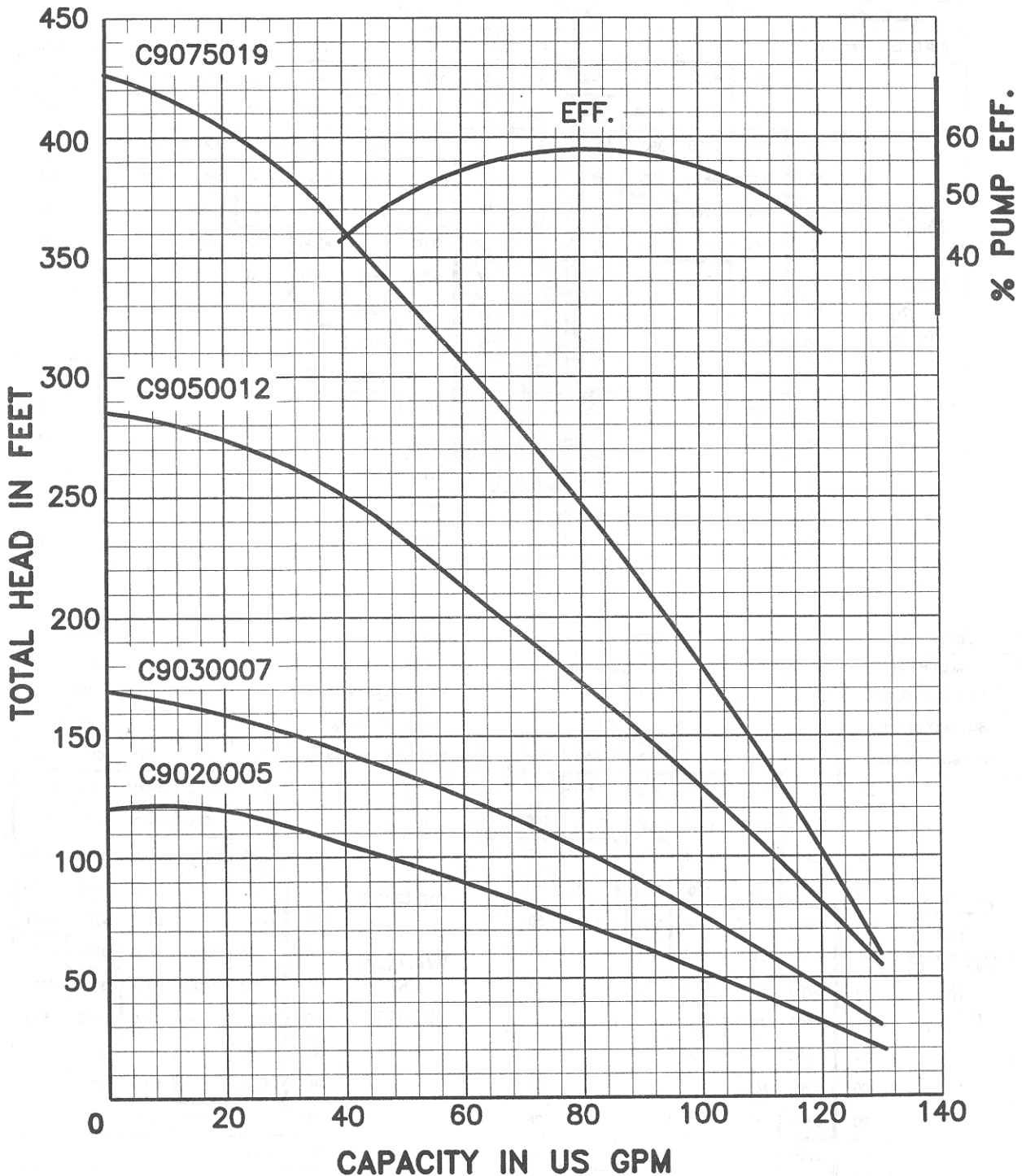
*Ratings are in gallons per hour. *Friction losses in discharge pipe and fittings are not included in these tables.

*Best efficiency range in bold grid.

Performance Curves

C90 SERIES SUBMERSIBLE PUMPS

2 to 7-1/2 H.P. For Wells 4" Diameter or Larger



LANCASTER PUMP A DIVISION OF C-B TOOL CO.

1340 Manheim Pike, Lancaster, PA 17601-3196 Phone 717-397-3521 Fax 717-392-0266 www.lancasterpump.com

09/06 Printed in U.S.A. - Trademark Registered - Specifications subject to change without notice.